












**Ground Floor Plan**

**Notes**


Where dimensions are not given, drawings must not be scaled and the matter referred to MJY.  
 In the event of any dimensional conflict between MJY Drawings, the matter must be referred to MJY for clarification.  
 The Contractor must also refer to any separate MJY Specification to be read in conjunction with this drawing.  
 This Drawing is only for the use identified. Do not build from this drawing unless marked 'For Construction'.

**Key**

-  - Manual call-point
-  - Smoke detector with integrated sounder
-  - Heat detector
-  - Fire Alarm Panel
-  - Emergency Light
-  - Fire Extinguisher (Water)
-  - Fire Extinguisher (Foam)
-  - Fire Extinguisher (Powder)
-  - Fire Extinguisher (CO<sub>2</sub>)
-  - Fire Blanket
-  - Emergency lighting test key switch

**Revisions**

No.	Description



**Client**

Cuttle Mill Business Park

**Project**

Fire Plan

**Drawing**

Existing Ground Floor Plan

Job No.		DWG No.	
NN126LF		GF	
Scale	Date	Drawn	Checked
A4 NTS	27/08/2020	LFE	SF